

atrin **electronic**

Expertise, variety and quality



www.atrinelec.com

آترین الکترونیک

تخصص، تنوع و کیفیت

02166766957 - 02166766927



info@atrinelec.com



تهران پاساژ امجد طبقه 1 واحد 16



@atrinelec



CSU600A/AT

Current supply units



- **Compact and rugged**
- **Quick and easy to use**
- **Broad application range**
- **Excellent weight/performance ratio**

Description

These high-current supply units have two main fields of application. The first is to conduct primary tests on protective relays. A primary test shows whether all parts of the protection system are functioning together properly within the specified time limits under operating conditions.

The second field of application involves conducting current tests on low-voltage circuit breakers and overcurrent devices.

The CSU600A™ is a compact instrument which, together with Timer TM200™ and an external ammeter, meets stringent requirements for accuracy, easy handling and performance. This current supply unit is ideal for a) performance and turn-ratio tests of current transformers, b) primary tests of protective relays, c) current tests on low- and high-voltage circuit breakers and d) commissioning tests that require variable currents.

The CSU600AT™ provides a more comprehensive solution. It has a built-in timer and an analog ammeter that provide rough current settings quickly and easily. As a result, connection time has been reduced to the bare minimum.

The CSU600A and CSU600AT current supply units have an excellent weight/performance ratio.

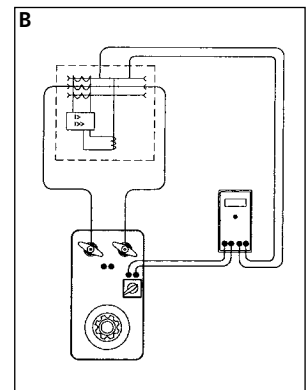
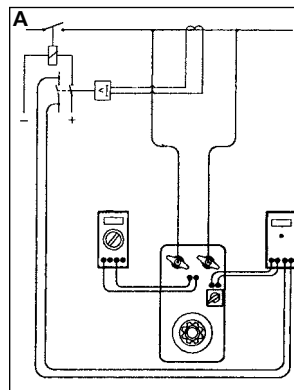
Application example

IMPORTANT

Read the User's manual before using the instrument.

Primary test of protective relay equipment and low-voltage circuit breaker

1. Connect the CSU600A's current outputs across the current transformer (diagram A) or to the breaker terminals (diagram B).
2. Connect Timer TM200's start input to output T and the stop input to the protective relay equipment's auxiliary contact.
3. Set the current.
4. Execute the test.
5. Read the time from TM200.



Specifications

Specifications are valid at nominal input voltage and an ambient temperature of +25°C, (77°F). Specifications are subject to change without notice.

Environment

Application field The instrument is intended for use in high-voltage substations and industrial environments.

Temperature

Operating 0°C to +50°C (32°F to +122°F)
Storage & transport -40°C to +70°C (-40°F to +158°F)

Humidity 5% – 95% RH, non-condensing

CE-marking

EMC 2004/108/EC
LVD 2006/95/EC

General

Mains voltage 115 or 230 V AC, 50/60 Hz
Power consumption (max) 115 V, 667 VA cont. (intern. 3738 VA)
230 V, 851 VA cont. (intern. 6440 VA)

Protection Thermal cut-outs and miniature circuit breakers

Dimensions

Instrument 356 x 203 x 241 mm
(14.0" x 8.0" x 9.5")


Transport case 610 x 290 x 360 mm
(24.0" x 11.4" x 14.2")

Weight 21.9 kg (48 lbs)
38.3 kg (84.4 lbs) with accessories and carrying case

Current cables 2 x 5 m (16 ft), 50 mm²



Cable set GA-07052. Cable cross section area 70 mm² and 100 mm clamp jaw width. The sets GA-07102 and GA-09152 have the same clamps.



Cable set GA-05052. Cable cross section area 70 mm²

Measurement section

Output for external ammeter 600/6 A

Inaccuracy ±0.5%

Timer (only CSU600AT)

Range 0-999.999 s

Resolution 1 ms

Inaccuracy ±0.02% of shown value + 0 to 2 ms

Other Output for starting external timer

Outputs, AC, intermittent output ¹⁾ (CAT I)

Current	115 V mains voltage		230 V mains voltage	
	Load time	Minimum output voltage	Load time	Minimum output voltage
0 A	Cont.	6.0 V	Cont.	9.5 V
75 A	–	–	Cont.	9.3 V
100 A	Cont.	5.6 V	1 h	9.0 V
200 A	15 min	5.3 V	5 min	8.5 V
300 A	1.5 min	4.9 V	2 min	8.0 V
400 A	1 min	4.6 V	1 min	7.5 V
500 A	20 s	4.2 V	30 s	7.0 V
600 A	15 s	3.9 V	20 s	6.5 V

¹⁾ Maximum load time from cold state 25°C (77°F). Not valid for repeated tests.

Maximum cable lengths at 600 A

<i>115 V mains</i>	2 x 5 m (16 ft), 70 mm ²
<i>230 V mains</i>	2 x 5 m (16 ft), 50 mm ² 2 x 10 m (33 ft), 70 mm ² 2 x 15 m (49 ft), 95 mm ²

Ordering information

Item	Art. No.
CSU600A Complete with: Cable set GA-05052, Transport case GD-00182	
115 V Mains voltage	BF-11190
230 V Mains voltage	BF-12290
CSU600AT Complete with: Cable set GA-05052, Transport case GD-00182	
115 V Mains voltage	BF-21190
230 V Mains voltage	BF-22290
Optional	
Cable set 5 m (for 115 V) 2 x 5 m (16 ft), 70 mm ² Weight: 8.4 kg (18 lbs)	GA-07052
Cable set 10 m 2 x 10 m (33 ft), 70 mm ² Weight: 16.8 kg (37 lbs)	GA-07102
Cable set 15 m 2 x 15 m (49 ft), 95 mm ² Weight: 29.4 kg (65 lbs)	GA-09152
TM200 External timer See the TM200 for more information	BE-29090

Postal address
Megger Sweden AB
Box 724
SE-182 17 DANDERYD
SWEDEN
T +46 8 510 195 00
F +46 8 510 195 95

Visiting address
Megger Sweden AB
Rinkebyvägen 19
SE-182 36 DANDERYD
SWEDEN
seinfo@megger.com
www.megger.com

Registered to ISO 9001 and 14001
Megger is a registered trademark

Printed matter:
Art.No. ZI-BF05E • Doc. BF0225CE • 2013
CSU600A-AT_DS_en_V02
Subject to change without notice.