PRODUCT FEATURES

- Ultrafast Reverse Recovery Time
- Soft Reverse Recovery Characteristics
- Low Reverse Recovery Loss
- Low Forward Voltage
- High Surge Current Capability
- Low Inductance Package

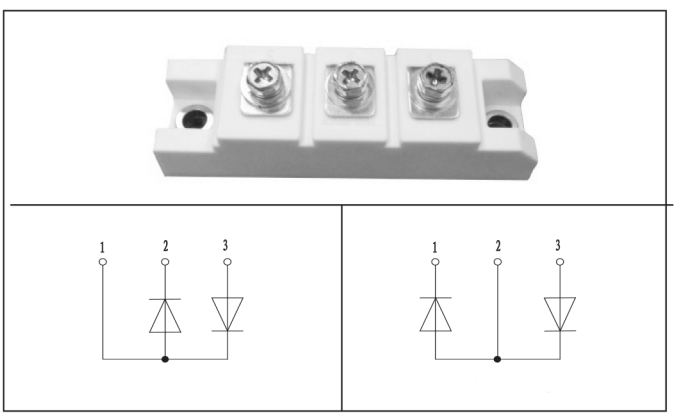

APPLICATIONS

- Inversion Welder
- Uninterruptible Power Supply (UPS)
- Plating Power Supply
- Ultrasonic Cleaner and Welder
- Converter & Chopper
- Power Factor Correction (PFC) Circuit

ABSOLUTE MAXIMUM RATINGS

T_C=25℃ unless otherwise specied

Symbol	Parameter	Test Conditions	Values	Unit
V_R	Maximum D.C. Reverse Voltage		600	V
V_{RRM}	Maximum Repetitive Reverse Voltage		600	V
$I_{F(AV)}$	Average Forward Current	T_C=110℃, Per Diode	200	A
		T_C=120℃, 20KHz, Per Moudle	300	A
$I_{F(RMS)}$	RMS Forward Current	T_C=110℃, Per Diode	280	A
I_{FSM}	Non-Repetitive Surge Forward Current	T_J=45℃, t=10ms, 50Hz, Sine	2000	A
		T_J=45℃, t=8.3ms, 60Hz, Sine	2200	A
I^2t	I^2t (For Fusing)	T_J=45℃, t=10ms, 50Hz, Sine	20000	A^2s
		T_J=45℃, t=8.3ms, 60Hz, Sine	24200	A^2s
P_D	Power Dissipation		694	W
T_J	Junction Temperature		-40 to +150	℃
T_{STG}	Storage Temperature Range		-40 to +125	℃
V_{isol}	Insulation Test Voltage	AC, t=1min	3000	V
Torque	Module-to-Sink	Recommended（M6）	3～5	N.M
Torque	Module Electrodes	Recommended（M6）	3～5	N.M
$R_{\theta JC}$	Thermal Resistance	Junction-to-Case	0.18	℃ /W
Weight			123	g

ELECTRICAL CHARACTERISTICS

T_C=25℃ unless otherwise specied

Symbol	Parameter	Test Conditions	Min.	Typ.	Max.	Unit
I_{RM}	Reverse Leakage Current	V_R=600V	--	--	1	mA
		V_R=600V, T_J=125℃	--	--	5	mA
V_F	Forward Voltage	I_F=200A	--	1.50	1.70	V
		I_F=200A, T_J=125℃	--	--	1.45	V
t_{rr}	Reverse Recovery Time	I_F=1A, V_R=30V, di_F/dt=-200A/μs	--	50	--	ns
t_{rr}	Reverse Recovery Time	V_R=300V, I_F=200A	--	140	--	ns
I_{RRM}	Max. Reverse Recovery Current	di_F/dt=-200A/μs, T_J=25℃	--	16	--	A
t_{rr}	Reverse Recovery Time	V_R=300V, I_F=200A	--	232	--	ns
I_{RRM}	Max. Reverse Recovery Current	di_F/dt=-200A/μs, T_J=125℃	--	26	--	A

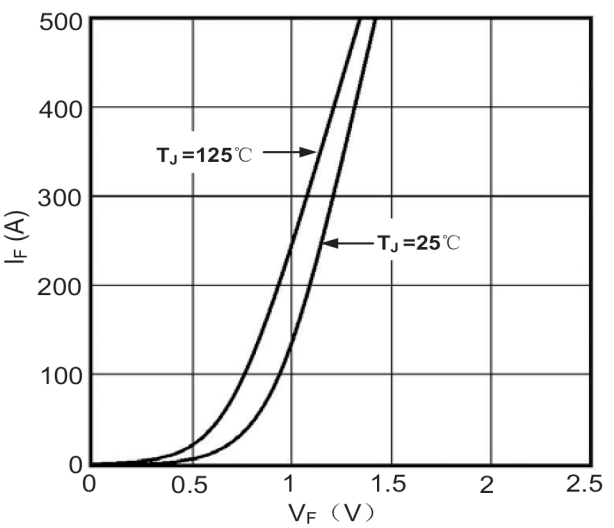

Figure1. Forward Voltage Drop vs Forward Current

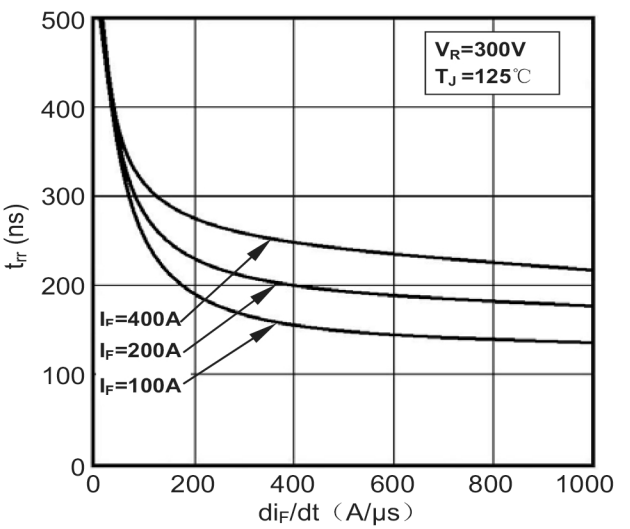

Figure2. Reverse Recovery Time vs di_F/dt

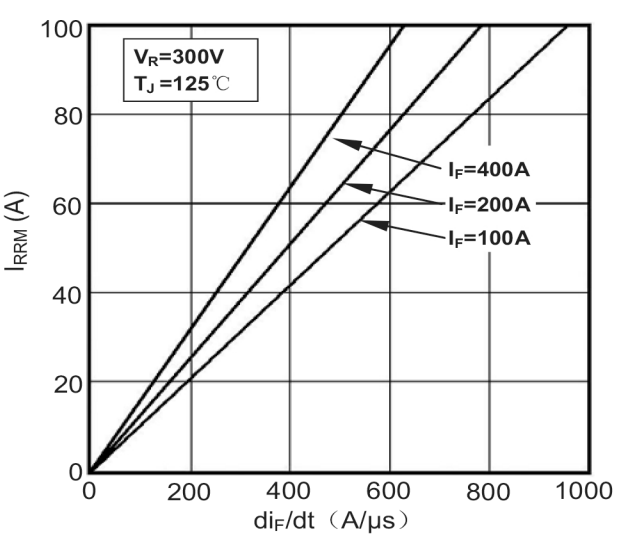

Figure3. Reverse Recovery Current vs di_F/dt

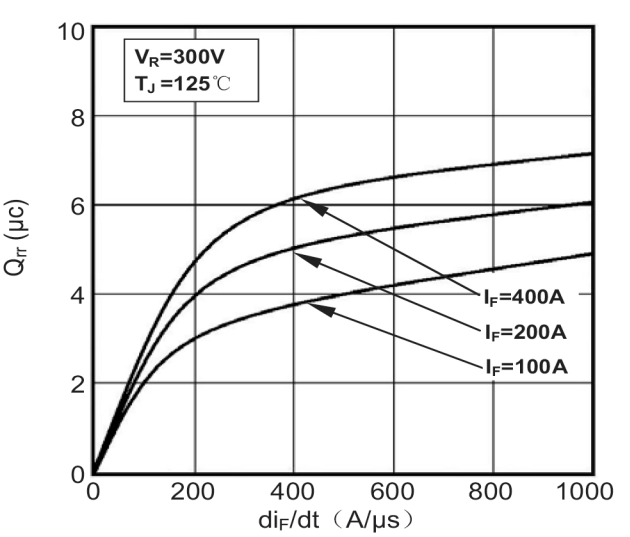

Figure4. Reverse Recovery Charge vs di_F/dt

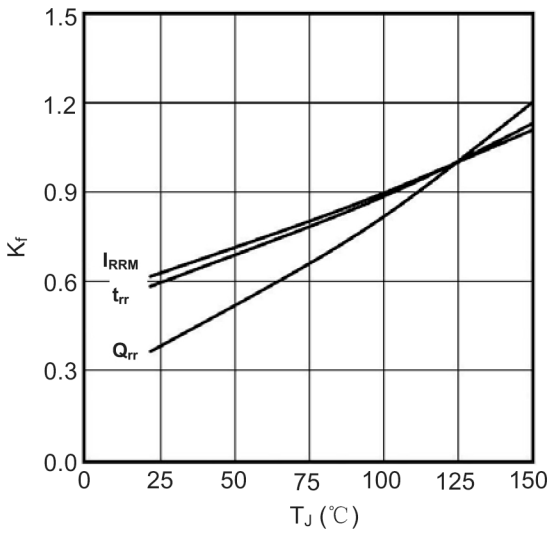

Figure5. Dynamic Parameters vs Junction Temperature

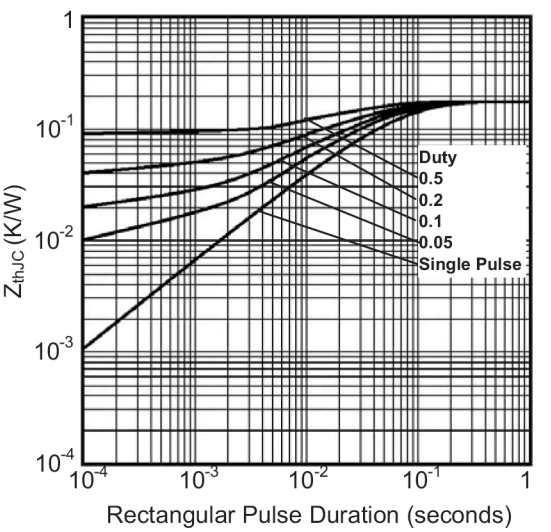

Figure6. Transient Thermal Impedance

Package Outlines

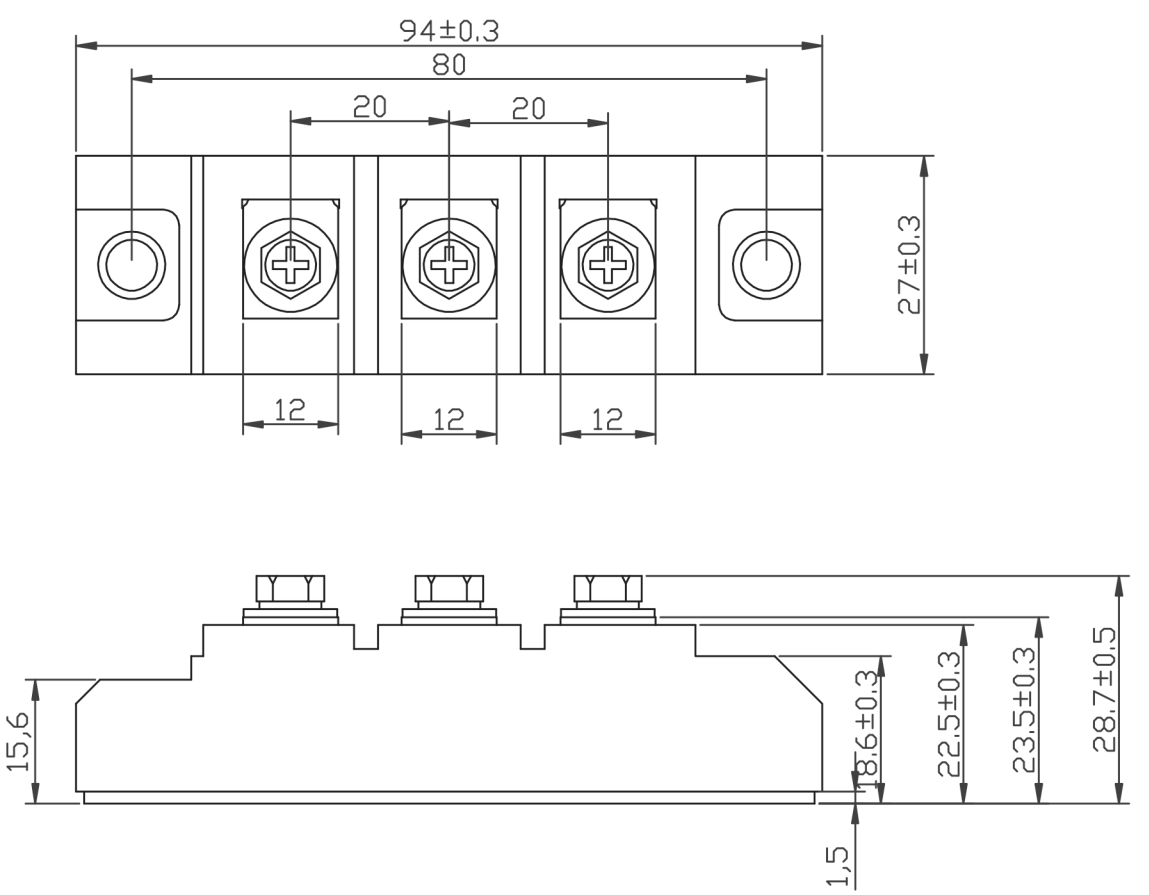

Unit:mm