

**atrin** **electronic**

Expertise, variety and quality



www.atrinelec.com

**آترین الکترونیک**

تخصص، تنوع و کیفیت

02166766957 - 02166766927



info@atrinelec.com



تهران پاساژ امجد طبقه 1 واحد 16



@atrinelec



**Kingtronics**®**S50VB005 THRU  
S50VB100**

**SINGLE-PHASE BRIDGE RECTIFIER GLASS PASSIVATED BRIDGE RECTIFIERS**  
**REVERSE VOLTAGE 50 to 1000 Volts FORWARD CURRENT 50 Ampere**

**FEATURES**

Rating to 1000V PRV  
 High efficiency  
 Glass passivated chip junction  
 Electrically isolated metal case for maximum heat  
 Dissipation  
 The plastic material has UL flammability classification 94V-0  
 Electrically isolated base-2500 Volts

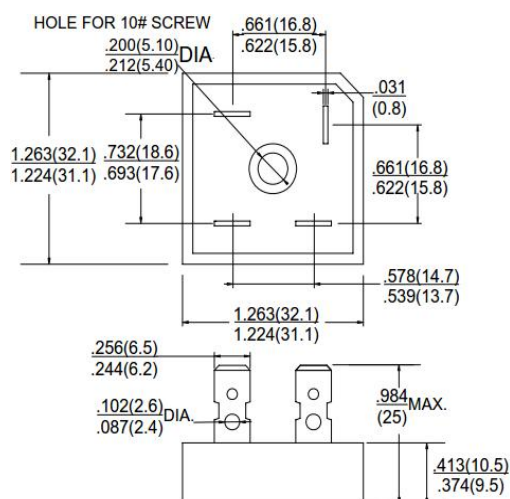
**MECHANICAL DATA**

Case : Molded plastic with Heatsink internally mounted  
 in the bridge encapsulation  
 Polarity : As marked on Body  
 Mounting : Hole for # 10 screw  
 Weight : 0.70 ounces , 20 grams (terminal)

**MAXIMUM RATINGS AND ELECTRICAL CHARACTERISTICS**

Ratings at 25°C ambient temperature unless otherwise specified ,  
 Single phase, half wave, 60Hz, resistive or inductive load.  
 For capacitive load derate current by 20%

Dimensions in inches and (millimeters)



PARAMETER	SYMBOL	S50VB 005	S50VB 10	S50VB 20	S50VB 40	S50VB 60	S50VB 80	S50VB 100	UNIT
Maximum Recurrent Peak Reverse Voltage	$V_{RRM}$	50	100	200	400	600	800	1000	V
Maximum RMS Voltage	$V_{RRM}$	35	70	140	280	420	560	700	V
Maximum DC Blocking Voltage	$V_{DC}$	50	100	200	400	600	800	1000	V
Maximum Average Forward Rectified Current @ $T_c=T_a$	$I_{(AV)}$	50.0							A
Peak Forward Surge Current 8.3ms Single half sine-wave superimposed on rated load	$I_{FSM}$	450							A
Maximum Forward Voltage at 17.5A DC	$V_F$	1.1							V
Maximum DC Reverse Current @ $T_J=25^\circ C$ at rated DC blocking voltage @ $T_J=125^\circ C$	$I_R$	5.0							$\mu A$
$I^2t$ Rating for Fusing( $t<8.3ms$ ), (Note 1)	$I^2t$	800							$A^2S$
Typical Junction Capacitance per element (Note 2)	$C_J$	150							pF
Typical Thermal Resistance	$R_{\theta JC}$	1.4							$^\circ C/W$
Operating Temperature Range	$T_J$	-55 to +150							$^\circ C$
Storage Temperature Range	$T_{STG}$	-55 to +150							$^\circ C$

1-Measured at non-repetitive, for greater than 1ms and less than 8.3ms

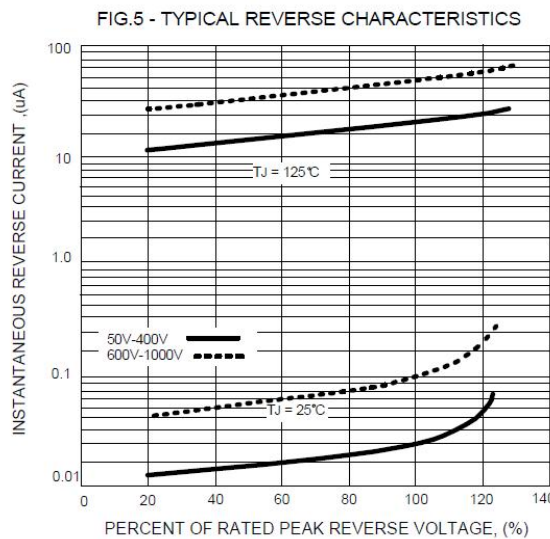
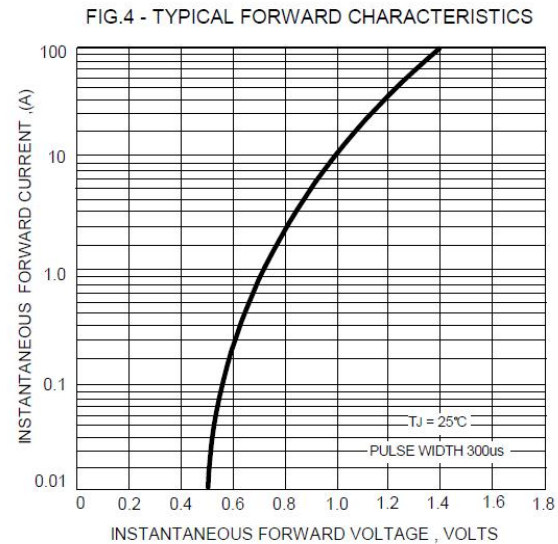
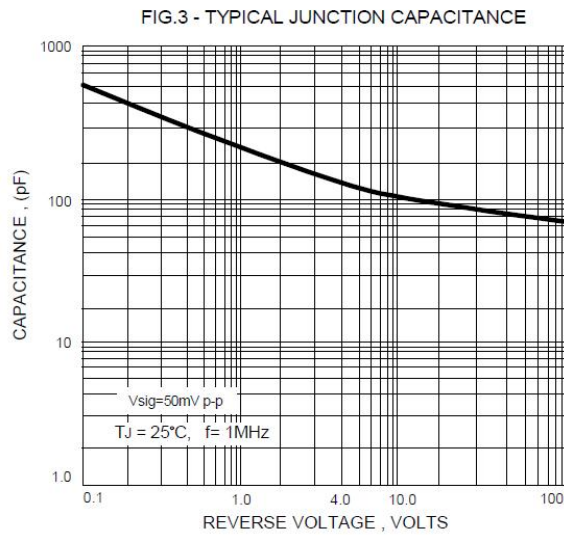
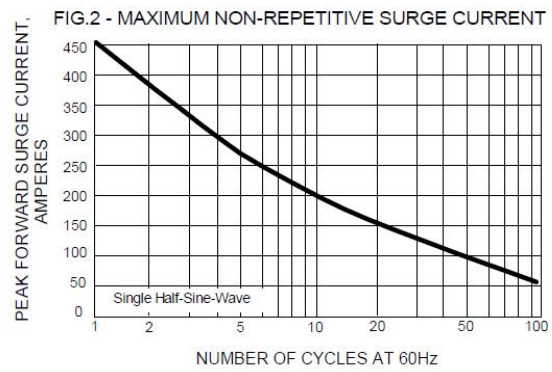
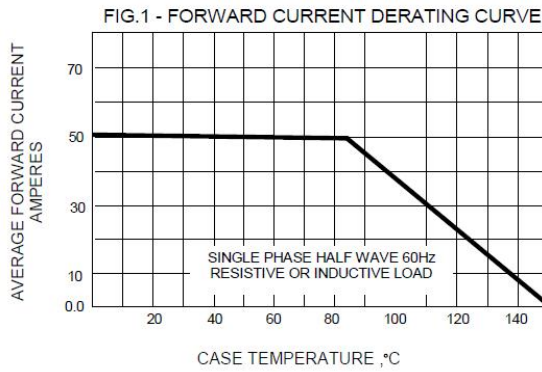
2- Measured at 1.0MHz and applied reverse voltage of 4.0V DC.

**Kingtronics**® International CompanyWebsite: [www.kingtronics.com](http://www.kingtronics.com) Email: [info@kingtronics.com](mailto:info@kingtronics.com) Tel: (852) 8106 7033 Fax: (852) 8106 7099

# Kingtronics®

# S50VB005 THRU S50VB100

## RATINGS AND CHARACTERISTIC CURVES



Note: Specifications are subject to change without notice.

**Kingtronics® International Company**